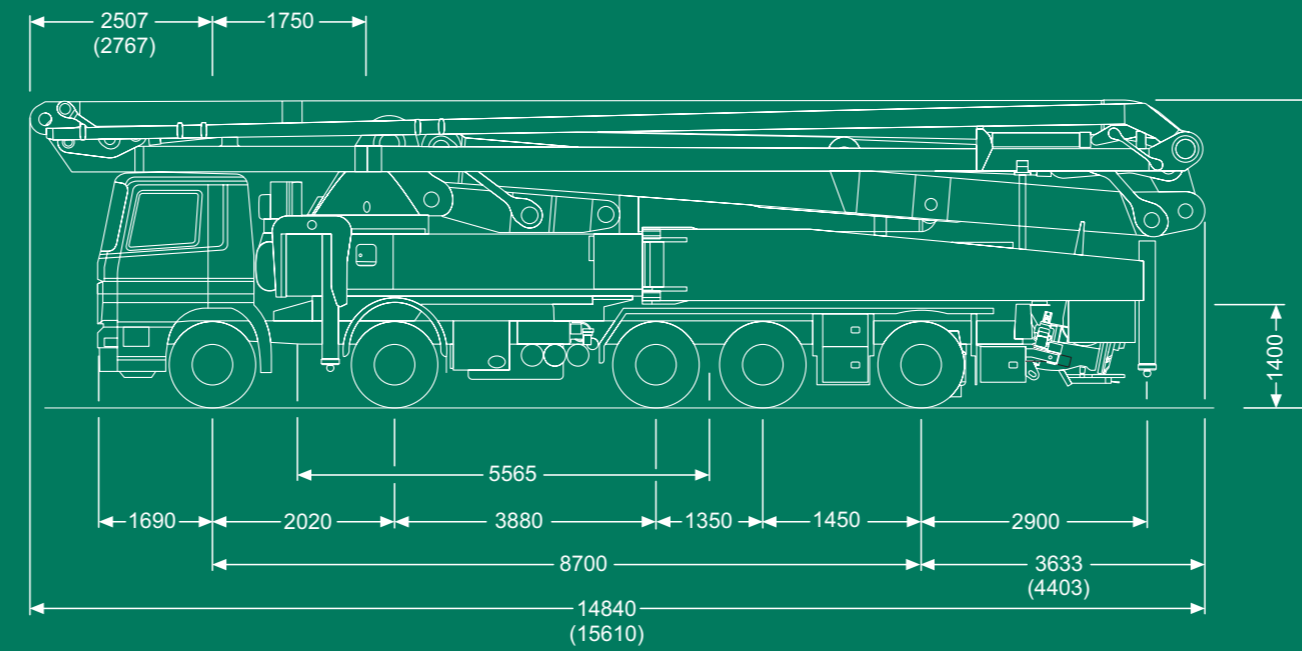
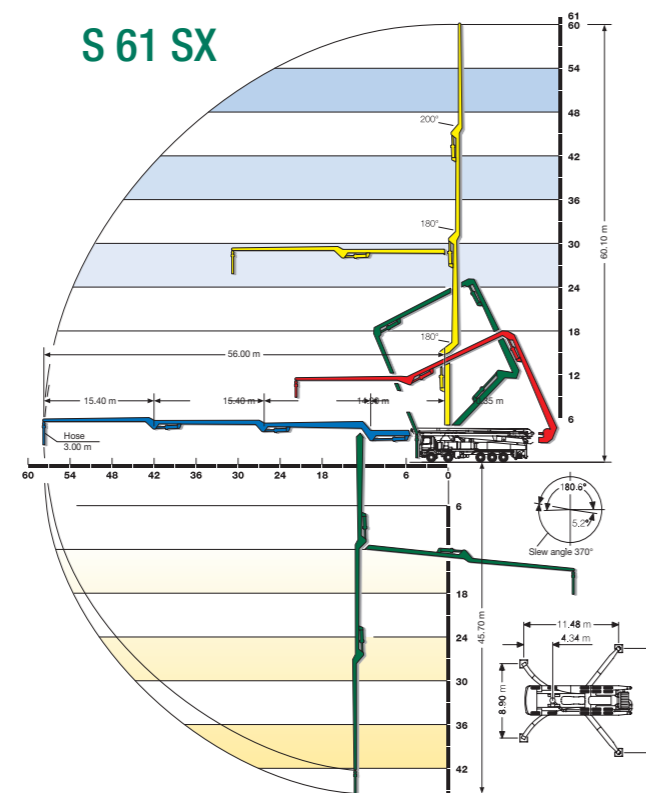
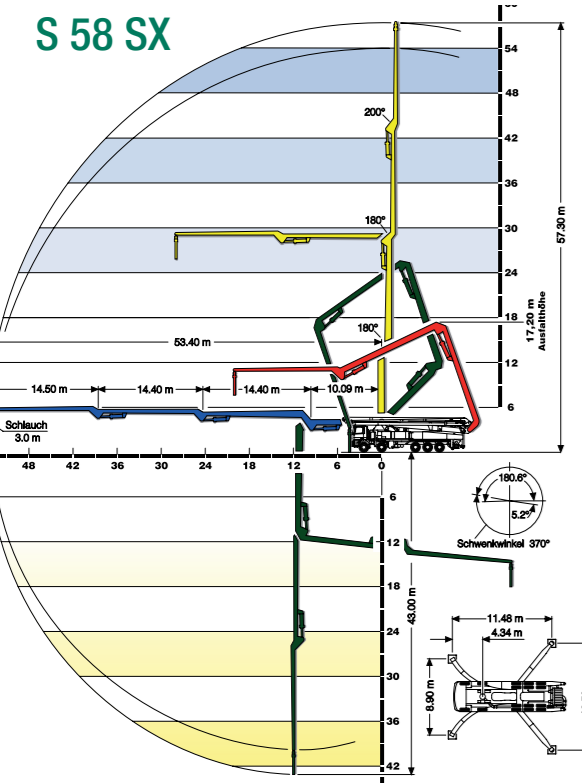


TECHNICAL DATA

Pump battery		P 2525	
Max. theor. output	m ³ /h	164	
Max. number of strokes	min.	22	
Max. concrete pressure	bar	85	
Placing boom			
		58 R	61 R
Delivery line diameter		DN 125	DN 112
Length of end hose	m	3,0	3,0
Vertical reach	m	57,3	60,1
Horizontal reach	m	53,4	56,3
Number of articulations		4	4
Height of articulations	m	13,9 / 28,4 / 42,8	14,2 / 29,1 / 44,6
Slewing range		370°	370°
Outrigger load, front	kN	370	370
Outrigger load, rear	kN	360	360

WORKING RANGE



() = S 61 SX

TRUCK-MOUNTED CONCRETE PUMPS S 58 SX / S 61 SX



SCHWING-STETTER MOVES CONCRETE. WORLDWIDE.

Wherever concrete is produced and moved is where you will find Schwing-Stetter machinery.

With plants in Germany, Austria, USA, Brazil, Russia, China and India as well as with more than 100 sales and service facilities, the group of companies is always close to the customer.

Our wide range of products with something for every application is what makes Schwing-Stetter the No. 1 system supplier for concrete machinery worldwide.



SCHWING GMBH
P.O. Box 20 03 62 · D-44647 Herne / Germany
Phone (0) 23 25 / 9 87-0 · Fax (0) 23 25 / 7 29 22
www.schwing.de · info@schwing.de

Subject to modifications in the
interest of technical progress.
The exact standard scope of
delivery is detailed in the offer.

10311076;2000;04;10SK

SCHWING GmbH
Heerstrasse 9-27
44653 Herne, Germ.any
Phone +98 021 - 224 286 75-8
Fax +98 021 - 224 286 78
@mr.pump_iran
www.saghargostar-co.ir



SCHWING TRUCK-MOUNTED CONCRETE PUMPS S 58 SX / S 61 SX

LONG REACH BOOMS WITH HIGH END TECHNOLOGY

SCHWING's S 58 SX and S 61 SX truck-mounted concrete pumps are the top-of-the-line, high-end machines in the ultra-long boom class.

Customers can choose between a 58 m boom with a 125 pump line or a 61 m placing boom with a 112 line from the turret outlet.

The Super X-outrigger system is both the key design feature and the prerequisite for revolutionary space and weight breakthroughs in the ultra-long boom class. Thanks to the curved outrigger configuration, this machine has a front outrigger spread of just 8.90 m – a huge advantage for urban jobs and tight construction sites.

All outrigger arms are constructed as one-piece components, ensuring a secure and stable stand compared to the heavy telescoping systems with their high tolerances.

In addition, the front outriggers extend rapidly and directly into the stabilizing position and thus require a smaller footprint than ordinary outrigger systems.

Only SX outriggers free up enough space in the machine's substructure to accommodate a pump kit with a stroke length of 2.5 m. These long-stroke pump kits, proven in many years of operation, are an ideal match of diameter and stroke.

Unlike truck-mounted concrete pumps with short-stroke pump cylinders with 280 mm diameter, the S 58 SX is able to run at just 22 strokes per minute. This translates to 16% fewer strokes, less wear and smoother running.

Additionally, the long-stroke pump kit cuts energy consumption and friction resistance thanks to the use of a smaller reduction between the material cylinder and the valve system. This way the concrete does not have to be forced through a narrow throat. Together with the Rock Valve system and the open hydraulic circuit, this means better energy efficiency and greater economy of SCHWING concrete pumps.

The breathtaking dimensions of the placing boom are a further highlight of this machine. This machine's exceptional versatility is largely due to the sophisticated overhead Roll and Fold design with the efficient 186° travel of stage 1. This folding method allows the boom to be moved into its working position directly, without having to be slewed. This makes for time savings, greater stability of short rigged pumps and excellent flexibility for setting up in spaces with lateral or overhead restrictions.

Due to its 200° joint on the final section the placing boom provides for optimum slip and threading properties, which lets the operator thread it into narrow structural openings even in buildings with low ceiling clearances.

The system can cover the full working range between the vehicle and the maximum possible reach and height. Because the boom is folded overhead, the vehicle length of the S 58 SX is less than 15 m overall.

The relatively low weight of this ultra-long boom pump – just 48 t – makes for stress-free, flexible and rapid machine handling. The five-axle pump is characterized by high maneuverability on the road and on the construction site. Further advantages include the low fuel consumption, low wear and maintenance costs, the Super 3000 pipeline, the large water tank in the rear of the pump, generous stowage capacity, a wide range of options and accessories, and highest resale value in its class.



SCHWING GmbH
Heerstrasse 9-27
44653 Herne, Germ.any
Phone +98 021 - 224 286 75-8
Fax +98 021 - 224 286 78
@mr.pump_iran
www.saghargostar-co.ir



Only 48 ton gross vehicle weight make this long reach boom more versatile, faster, and it has a carrying reserve for equipment. on its 5 axles this pump is very agile on the road and on the site.



The Command centre on the ground integrates the rear panel control, chamber valve control block, the mailbox for the docket, and a lockable equipment box.



The 600 litre water tank is mounted close to the hopper and can be optionally equipped with a high pressure cleaner or a water tank heating system.



Operator friendly - the swivel pads are mounted on the front and rear outriggers



The SX outriggers leave enough space to mount a pump kit with a 2,5m stroke. The result is less wear and smooth pumping.